


DT6-B924

Three Needle Feed Off The Arm Double Chain Stitcher



Specifications










DT6-B924-□□□-□

Device	
0	None
1	Pneumatic thread chain cutter (AC1)
2	Pneumatic presser foot lifter (FDL-1)
3	Pneumatic thread chain cutter + Pneumatic presser foot lifter (AC1 / FDL-1)




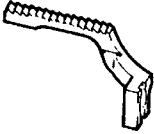

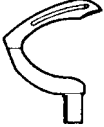
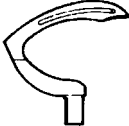


Table	
0	None
1	Pedestal type
2	Table type

Application	
1	Heavy materials

Needle gauge	
E	6.35 mm (3.175 mm × 2)
F	7.14 mm (3.57 mm × 2)

								
No. of needle	No. of thread	Max. stitch length (mm)	Differential feed	Height of presser foot (mm)	Needle bar stroke	Heavy materials	Extra heavy materials	Max. sewing speed (rpm)
3	6	2.1 – 4.2	1: 0.7 – 1: 1.3	8	33	○	○	4,500

GAUGE PARTS LIST

Specifications	01E	01F	Option	
Application	Extra heavy	Extra heavy	Heavy	Heavy
Needle gauge (mm)	6.35	7.14	6.35	7.14
Needle clamp 	SY3029-110	SY3029-111	SY3029-110	SY3029-111
Needle plate 	SY3028-030	SY3028-031	SY3028-030	SY3028-031
Main feed dog 	SY0069-038			
Differential feed dog 	SY0069-039			
Presser foot assy 	SY3027-170	SY3027-172	SY0069-240	SY0069-241
Looper front 	SY0069-084			
Looper middle 	SY0069-085			
Looper rear 	SY0069-086			
Needle guard 	SY0069-041			